

**IX NatWest Island Games
Isle of Man 2001
Table Tennis
Results**

<http://results.islandgames.org.im>



<http://www.datacentre.com>



Result for - Womens Singles, Final Placings

Pos	Competitor	Country	Result	Medal
1 st	LUCY POINTER	Isle of Wight		Gold 
2 nd	ANNIKA AHLGREN	Gotland		Silver 
3 rd	DAWN MORGAN	Guernsey		Bronze 
3 rd	JENNIFER ANDERSON	Jersey		Bronze 

Group - A

Pos	Name	Country	Played	Won	Drawn	Lost	For	Against	Diff	Avg	Pts
1 st	LUCY POINTER	Isle of Wight	3	3	0	0	127	93	34	1.37	6
2 nd	LOUISE TAGGART	Isle of Man	3	2	0	1	137	146	-9	0.94	5
3 rd	ANNE RIHOY	Guernsey	3	1	0	2	122	126	-4	0.97	4
4 th	ELINBORG NYGAARD	Faroe Isles	3	0	0	3	124	145	-21	0.86	3

Group - B

Pos	Name	Country	Played	Won	Drawn	Lost	For	Against	Diff	Avg	Pts
1 st	ANNIKA AHLGREN	Gotland	3	3	0	0	146	87	59	1.68	6
2 nd	KAREN LEFEBVRE	Jersey	3	2	0	1	122	118	4	1.03	5
3 rd	JENNY GRIFFITHS	Isle of Man	3	1	0	2	116	145	-29	0.80	4
4 th	BOLETHE POULSEN	Greenland	3	0	0	3	153	187	-34	0.82	3

Group - C

Pos	Name	Country	Played	Won	Drawn	Lost	For	Against	Diff	Avg	Pts
1 st	DAWN MORGAN	Guernsey	3	3	0	0	129	82	47	1.57	6
2 nd	LINDA JACOBSSON	Gotland	3	2	0	1	142	112	30	1.27	5
3 rd	MAGGIE MULHERN	Isle of Man	3	1	0	2	98	140	-42	0.70	4
4 th	STEPHANIE MARRIOTT	Jersey	3	0	0	3	130	165	-35	0.79	3

Group - D

Pos	Name	Country	Played	Won	Drawn	Lost	For	Against	Diff	Avg	Pts
1 st	JENNIFER ANDERSON	Jersey	3	3	0	0	126	48	78	2.63	6
2 nd	HELEN FOOKS	Guernsey	3	2	0	1	115	117	-2	0.98	5
3 rd	JOANNA GILBERT	Isle of Man	3	1	0	2	102	131	-29	0.78	4
4 th	FIONA GRAHAM	Shetland	3	0	0	3	79	126	-47	0.63	3

Group - E

Pos	Name	Country	Played	Won	Drawn	Lost	For	Against	Diff	Avg	Pts
1 st	<u>ELLENOR NORRBY</u>	<u>Gotland</u>	3	3	0	0	126	63	63	2.00	6
2 nd	<u>JOSIE BRUCE</u>	<u>Shetland</u>	3	2	0	1	101	105	-4	0.96	5
3 rd	<u>SUSAN FERGUSON</u>	<u>Orkney</u>	3	1	0	2	114	146	-32	0.78	4
4 th	<u>MARIA PETERSEN</u>	<u>Faroe Isles</u>	3	0	0	3	113	140	-27	0.81	3

Group - F

Pos	Name	Country	Played	Won	Drawn	Lost	For	Against	Diff	Avg	Pts
1 st	<u>KAY CHIVERS</u>	<u>Guernsey</u>	4	4	0	0	168	92	76	1.83	8
2 nd	<u>KARLIINANGUAQ LUNDBLAD</u>	<u>Greenland</u>	4	3	0	1	191	182	9	1.05	7
3 rd	<u>CATHERINE SYMONDS</u>	<u>Orkney</u>	4	2	0	2	135	137	-2	0.99	6
4 th	<u>FREDA INKSTER</u>	<u>Shetland</u>	4	1	0	3	162	208	-46	0.78	5
5 th	<u>PAULINE RORKE</u>	<u>Isle of Wight</u>	4	0	0	4	170	207	-37	0.82	4

Preliminary Round

Competitor	Country	VS	Competitor	Country
HELEN FOOKS	Guernsey	Vs 6-21, 13-21	KAREN LEFEBVRE	Jersey
KARLIINANNGUAQ LUNDBLAD	Greenland	Vs 14-21, 11-21	ELLENOR NORRBY	Gotland
LINDA JACOBSSON	Gotland	Vs 13-21, 21-10 ,21-12	LOUISE TAGGART	Isle of Man
JOSIE BRUCE	Shetland	Vs 8-21, 18-21	KAY CHIVERS	Guernsey

Quarter Finals

Competitor	Country	VS	Competitor	Country
LUCY POINTER	Isle of Wight	Vs 21-12, 21-15	KAREN LEFEBVRE	Jersey
ELLENOR NORRBY	Gotland	Vs 12-21, 17-21	DAWN MORGAN	Guernsey
JENNIFER ANDERSON	Jersey	Vs 21-19, 21-14	LINDA JACOBSSON	Gotland
KAY CHIVERS	Guernsey	Vs 19-21, 10-21	ANNIKA AHLGREN	Gotland





Semi Finals

Competitor	Country	VS	Competitor	Country
LUCY POINTER	Isle of Wight	Vs 21-10, 21-18	DAWN MORGAN	Guernsey
JENNIFER ANDERSON	Jersey	Vs 20-22, 15-21	ANNIKA AHLGREN	Gotland

Final

Competitor	Country	VS	Competitor	Country
LUCY POINTER	Isle of Wight	Vs 21-7, 21-15	ANNIKA AHLGREN	Gotland

Result for - Womens Doubles, Final Positions

Pos	Team	Country	Result	Medal
1 st	A AHLGREN E NORRBY	<u>Gotland</u>		Gold 
2 nd	N ANDERSON K LEFEBVRE	<u>Jersey</u>		Silver 
3 rd	J GILBERT L TAGGART	<u>Isle of Man</u>		Bronze 
3 rd	K CHIVERS A RIHOY	<u>Guernsey</u>		Bronze 





Semi Finals

Competitor	Country	VS	Competitor	Country
N ANDERSON K LEFEBVRE	Jersey	Vs 21-10, 19-21, 21-14	J GILBERT L TAGGART	Isle of Man
A AHLGREN E NORRBY	Gotland	Vs 21-23, 21-7, 21-16	K CHIVERS A RIHOY	Guernsey

Final

Competitor	Country	VS	Competitor	Country
N ANDERSON K LEFEBVRE	Jersey	Vs 14-21, 8-21	A AHLGREN E NORRBY	Gotland

Result for - Mens Singles, Final Placings

Pos	Competitor	Country	Result	Medal
1 st	CARL PREAN	Isle of Wight		Gold 
2 nd	MIKAEL SVENSSON	Gotland		Silver 
3 rd	BRUCE GALLICHAN	Jersey		Bronze 
3 rd	KJARTAN ELI HENTZE	Faroe Isles		Bronze 

Group - A

Pos	Name	Country	Played	Won	Drawn	Lost	For	Against	Diff	Avg	Pts
1 st	CRAIG TYRRELL	Guernsey	3	3	0	0	126	98	28	1.29	6
2 nd	BERGUR JACOBSEN	Faroe Isles	3	2	0	1	152	139	13	1.09	5
3 rd	IAN BRAY	Shetland	3	1	0	2	134	162	-28	0.83	4
4 th	MIKE DUNNING	Isle of Man	3	0	0	3	150	163	-13	0.92	3

Group - B

Pos	Name	Country	Played	Won	Drawn	Lost	For	Against	Diff	Avg	Pts
1 st	OLA GRANLUND	Gotland	3	3	0	0	139	97	42	1.43	6
2 nd	PHILIP HUNKIN	Guernsey	3	2	0	1	129	113	16	1.14	5
3 rd	JOHN MAGNALL	Isle of Man	3	1	0	2	144	153	-9	0.94	4
4 th	BEN MULLAY	Shetland	3	0	0	3	77	126	-49	0.61	3

Group - C

Pos	Name	Country	Played	Won	Drawn	Lost	For	Against	Diff	Avg	Pts
1 st	DANIEL BURNS	Isle of Wight	3	3	0	0	142	103	39	1.38	6
2 nd	CHRISTER DENNERDAL	Gotland	3	2	0	1	138	104	34	1.33	5
3 rd	JOHN SHOOTER	Isle of Man	3	1	0	2	104	111	-7	0.94	4
4 th	RÖKUR NIELSEN	Faroe Isles	3	0	0	3	63	129	-66	0.49	3

Group - D

Pos	Name	Country	Played	Won	Drawn	Lost	For	Against	Diff	Avg	Pts
1 st	NIELS NIELSEN	Greenland	3	3	0	0	126	77	49	1.64	6
2 nd	TREVOR LEFEBVRE	Jersey	3	2	0	1	117	95	22	1.23	5
3 rd	KEVIN MALCOLMSON	Shetland	3	1	0	2	110	102	8	1.08	4
4 th	GRAHAME CHRISTIE	Orkney	3	0	0	3	47	126	-79	0.37	3

Group - E

Pos	Name	Country	Played	Won	Drawn	Lost	For	Against	Diff	Avg	Pts
1 st	<u>ANDRE BAILLIE-SEARLE</u>	<u>Isle of Man</u>	3	3	0	0	128	72	56	1.78	6
2 nd	<u>FINNBJORN ZACHARIASEN</u>	<u>Faroe Isles</u>	3	2	0	1	115	108	7	1.06	5
3 rd	<u>TAIVO ESKO</u>	<u>Saaremaa</u>	3	1	0	2	99	101	-2	0.98	4
4 th	<u>PAUL GRAHAM</u>	<u>Shetland</u>	3	0	0	3	65	126	-61	0.52	3

Group - F

Pos	Name	Country	Played	Won	Drawn	Lost	For	Against	Diff	Avg	Pts
1 st	<u>PETUR NICLASEN</u>	<u>Faroe Isles</u>	3	3	0	0	147	86	61	1.71	6
2 nd	<u>ANDREW HORNE</u>	<u>Isle of Man</u>	3	2	0	1	146	82	64	1.78	5
3 rd	<u>ROSS DONALDSON</u>	<u>Orkney</u>	3	1	0	2	85	84	1	1.01	4
4 th	<u>EUGENE ELLIS</u>	<u>Jersey</u>	3	0	0	3	0	126	-126	0.00	3

Group - G

Pos	Name	Country	Played	Won	Drawn	Lost	For	Against	Diff	Avg	Pts
1 st	<u>LUCAS WARING</u>	<u>Guernsey</u>	4	4	0	0	205	151	54	1.36	8
2 nd	<u>PETRUS BRONLUND</u>	<u>Greenland</u>	4	3	0	1	190	155	35	1.23	7
3 rd	<u>LEE BRADSHAW</u>	<u>Jersey</u>	4	1	0	3	135	141	-6	0.96	5
4 th	<u>MARTIN FLETT</u>	<u>Orkney</u>	4	0	0	4	51	168	-117	0.30	4

Preliminary Round

Competitor	Country	VS	Competitor	Country
BERGUR JACOBSEN	Faroe Isles	Vs 21-14, 21-14	PHILIP HUNKIN	Guernsey
CHRISTER DENNERDAL	Gotland	Vs 21-12, 21-11	TREVOR LEFEBVRE	Jersey
PETRUS BRONLUND	Greenland	Vs 19-21, 25-23, 12-21	CRAIG TYRRELL	Guernsey
ANDREW HORNE	Isle of Man	Vs 21-9, 21-9	FINNBJORN ZACHARIASEN	Faroe Isles

Round 1

Competitor	Country	VS	Competitor	Country
CARL PREAN	Isle of Wight	Vs 21-3, 21-4	BERGUR JACOBSEN	Faroe Isles
LUCAS WARING	Guernsey	Vs 23-21, 14-21, 21-18	PETUR NICLASEN	Faroe Isles
BRUCE GALLICHAN	Jersey	Vs 9-21, 21-13, 21-17	ANDRE BAILLIE-SEARLE	Isle of Man
CHRISTER DENNERDAL	Gotland	Vs 21-16, 18-21, 21-17	JANEK SAAR	Saaremaa
KJARTAN ELI HENTZE	Faroe Isles	Vs 21-19, 23-25, 21-12	CRAIG TYRRELL	Guernsey
OLA GRANLUND	Gotland	Vs 15-21, 22-20, 21-9	PHILIP OGIER	Guernsey
DANIEL BURNS	Isle of Wight	Vs 21-18, 21-16	NIELS NIELSEN	Greenland
ANDREW HORNE	Isle of Man	Vs 15-21, 21-19, 12-21	MIKAEL SVENSSON	Gotland

Quarter Finals

Competitor	Country	VS	Competitor	Country
CARL PREAN	Isle of Wight	Vs 21-3, 21-12	LUCAS WARING	Guernsey
BRUCE GALLICHAN	Jersey	Vs 21-18, 21-9	CHRISTER DENNERDAL	Gotland
KJARTAN ELI HENTZE	Faroe Isles	Vs 23-21, 21-13	OLA GRANLUND	Gotland
DANIEL BURNS	Isle of Wight	Vs 16-21, 13-21	MIKAEL SVENSSON	Gotland





Semi Finals

Competitor	Country	VS	Competitor	Country
CARL PREAN	Isle of Wight	Vs 21-5, 21-6	BRUCE GALLICHAN	Jersey
KJARTAN ELI HENTZE	Faroe Isles	Vs 17-21, 22-24	MIKAEL SVENSSON	Gotland

Final

Competitor	Country	VS	Competitor	Country
CARL PREAN	Isle of Wight	Vs 21-6, 21-12	MIKAEL SVENSSON	Gotland

Result for - Mens Doubles, Final Placings

Pos	Team	Country	Result	Medal
1 st	C PREAN D BURNS	<u>Isle of Wight</u>		Gold 
2 nd	M SVENSSON O GRANLUND	<u>Gotland</u>		Silver 
3 rd	B GALLICHAN E ELLIS	<u>Jersey</u>		Bronze 
3 rd	K HENTZE P NICLASEN	<u>Faroe Isles</u>		Bronze 

Group - A

Pos	Team	Country	Played	Won	Drawn	Lost	For	Against	Diff	Avg	Pts
1 st	<u>K HENTZE P NICLASEN</u>	<u>Faroe Isles</u>	3	3	0	0	146	109	37	1.34	6
2 nd	<u>P OGIER C TYRRELL</u>	<u>Guernsey</u>	3	2	0	1	134	110	24	1.22	5
3 rd	<u>N NIELSEN P BRONLUND</u>	<u>Guernsey</u>	3	1	0	2	117	118	-1	0.99	4
4 th	<u>I BRAY P GRAHAM</u>	<u>Shetland</u>	3	0	0	3	66	126	-60	0.52	3

Group - B

Pos	Team	Country	Played	Won	Drawn	Lost	For	Against	Diff	Avg	Pts
1 st	<u>B GALLICHAN E ELLIS</u>	<u>Jersey</u>	3	3	0	0	126	75	51	1.68	6
2 nd	<u>A BAILLIE-SEARLE M DUNNING</u>	<u>Isle of Man</u>	3	2	0	1	109	90	19	1.21	5
3 rd	<u>F ZACHARIASEN B JACOBSEN</u>	<u>Faroe Isles</u>	3	1	0	2	98	111	-13	0.88	4
4 th	<u>B MULLAY K MALCOLMSON</u>	<u>Shetland</u>	3	0	0	3	69	126	-57	0.55	3

Group - C

Pos	Team	Country	Played	Won	Drawn	Lost	For	Against	Diff	Avg	Pts
1 st	<u>J SAAR T ESKO</u>	<u>Saaremaa</u>	4	3	0	1	176	132	44	1.33	7
1 st	<u>J SHOOTER J MAGNALL</u>	<u>Isle of Man</u>	4	3	0	1	216	164	52	1.32	7
1 st	<u>L WARING P HUNKIN</u>	<u>Guernsey</u>	4	3	0	1	179	143	36	1.25	7
4 th	<u>T LEFEBVRE L BRADSHAW</u>	<u>Jersey</u>	4	1	0	3	123	167	-44	0.74	5
5 th	<u>R DONALDSON G CHRISTIE</u>	<u>Orkney</u>	4	0	0	4	80	168	-88	0.48	4

Quarter Finals

Competitor	Country	VS	Competitor	Country
C PREAN D BURNS	Isle of Wight	Vs	P OGIER C TYRRELL	Guernsey
J SHOOTER J MAGNALL	Isle of Man	Vs 19-21, 21-16, 10-21	B GALLICHAN E ELLIS	Jersey
K HENTZE P NICLASSEN	Faroe Isles	Vs 15-21, 21-15, 21-13	J SAAR T ESKO	Saaremaa
A BAILLIE-SEARLE M DUNNING	Isle of Man	Vs	M SVENSSON O GRANLUND	Gotland

Semi Finals

Competitor	Country	VS	Competitor	Country
C PREAN D BURNS	Isle of Wight	Vs 21-14, 21-4	B GALLICHAN E ELLIS	Jersey
K HENTZE P NICLASSEN	Faroe Isles	Vs 12-21, 23-21, 15-21	M SVENSSON O GRANLUND	Gotland

Final

Competitor	Country	VS	Competitor	Country
C PREAN D BURNS	Isle of Wight	Vs 21-15, 21-6	M SVENSSON O GRANLUND	Gotland



Result for - Mixed Doubles, Final Placings

Pos	Team	Country	Result	Medal
1 st	C PREAN & L POINTER	Isle of Wight		Gold 
2 nd	L WARING K CHIVERS	Guernsey		Silver 
3 rd	E ELLIS J ANDERSON	Jersey		Bronze 
3 rd	B GALLICHAN K LEFEBVRE	Jersey		Bronze 

Group - A

Pos	Team	Country	Played	Won	Drawn	Lost	For	Against	Diff	Avg	Pts
1 st	C PREAN & L POINTER	Isle of Wight	3	3	0	0	126	63	63	2.00	6
2 nd	B POULSEN	Greenland	3	1	0	2	104	140	-36	0.74	4
2 nd	J GILBERT	Isle of Man	3	1	0	2	112	124	-12	0.90	4
2 nd	C TYRRELL A RIHOY	Guernsey	3	1	0	2	102	117	-15	0.87	4

Group - B

Pos	Team	Country	Played	Won	Drawn	Lost	For	Against	Diff	Avg	Pts
1 st	A AHLGREN M SVENSSON	Gotland	3	3	0	0	126	89	37	1.42	6
2 nd	J MAGNALL M MULHERN	Isle of Man	3	2	0	1	115	117	-2	0.98	5
3 rd	L BRADSHAW S MARRIOT	Jersey	3	1	0	2	110	121	-11	0.91	4
4 th	P RORKE R HOOKEY	Isle of Wight	3	0	0	3	104	128	-24	0.81	3

Group - C

Pos	Team	Country	Played	Won	Drawn	Lost	For	Against	Diff	Avg	Pts
1 st	E ELLIS J ANDERSON	Jersey	3	3	0	0	126	76	50	1.66	6
2 nd	O GRANLUND L JACOBSSON	Gotland	3	2	0	1	134	113	21	1.19	5
3 rd	K HENTZE M PETERSEN	Faroe Isles	3	1	0	2	109	118	-9	0.92	4
4 th	P GRAHAM F GRAHAM	Shetland	3	0	0	3	64	126	-62	0.51	3
5 th	C TYRRELL A RIHOY	Guernsey	0	0	0	0	0	0	0	0.00	0

Group - D

Pos	Team	Country	Played	Won	Drawn	Lost	For	Against	Diff	Avg	Pts
1 st	P OGIER D MORGAN	Guernsey	3	2	0	1	133	99	34	1.34	5
1 st	B GALLICHAN K LEFEBVRE	Jersey	3	2	0	1	130	116	14	1.12	5
3 rd	B JACOBSEN E NYGAARD	Faroe Isles	3	1	0	2	97	109	-12	0.89	4
3 rd	M FLETT S FERGUSON	Orkney	3	1	0	2	78	114	-36	0.68	4

Group - E

Pos	Team	Country	Played	Won	Drawn	Lost	For	Against	Diff	Avg	Pts
1 st	<u>P HUNKIN H FOOKS</u>	<u>Guernsey</u>	3	3	0	0	159	154	5	1.03	6
2 nd	<u>C DENNERDAHL E NORRBY</u>	<u>Gotland</u>	3	2	0	1	145	105	40	1.38	5
3 rd	<u>K MALCOLMSON J BRUCE</u>	<u>Shetland</u>	3	1	0	2	119	138	-19	0.86	4
4 th	<u>M DUNNING L TAGGART</u>	<u>Isle of Man</u>	3	0	0	3	137	163	-26	0.84	3

Group - F

Pos	Team	Country	Played	Won	Drawn	Lost	For	Against	Diff	Avg	Pts
1 st	<u>L WARING K CHIVERS</u>	<u>Guernsey</u>	4	4	0	0	188	120	68	1.57	8
2 nd	<u>J SHOOTER J GRIFFITHS</u>	<u>Isle of Man</u>	4	3	0	1	180	150	30	1.20	7
3 rd	<u>N NIELSEN K LUNDBLAD</u>	<u>Greenland</u>	4	2	0	2	162	140	22	1.16	6
4 th	<u>R DONALDSON C SYMONS</u>	<u>Orkney</u>	4	1	0	3	104	160	-56	0.65	5
5 th	<u>I BRAY F INKSTER</u>	<u>Shetland</u>	4	0	0	4	104	168	-64	0.62	4

Preliminary Round

Competitor	Country	Vs	Competitor	Country
P OGIER D MORGAN	Guernsey	Vs 21-13, 21-13	J MAGNALL M MULHERN	Isle of Man
J SHOOTER J GRIFFITHS	Isle of Man	Vs 21-13, 21-7	P HUNKIN H FOOKS	Guernsey
O GRANLUND L JACOBSSON	Gotland	Vs 21-16, 22-20	P BRONLAND B POULSEN	Greenland
C DENNERDAHL E NORRBY	Gotland	Vs 21-16, 10-21, 20-22	L WARING K CHIVERS	Guernsey

Quarter Finals

Competitor	Country	VS	Competitor	Country
C PREAN L POINTER	Isle of Wight	Vs 21-12, 21-9	P OGIER D MORGAN	Guernsey
J SHOOTER J GRIFFITHS	Isle of Man	Vs 21-23, 16-21	E ELLIS J ANDERSON	Jersey
B GALLICHAN K LEFEBVRE	Jersey	Vs 23-21, 21-8	O GRANLUND L JACOBSSON	Gotland
L WARING K CHIVERS	Guernsey	Vs 21-14, 21-11	A AHLGREN M SVENSSON	Gotland

Semi Finals

Competitor	Country	VS	Competitor	Country
C PREAN L POINTER	Isle of Wight	Vs 21-4, 21-8	E ELLIS J ANDERSON	Jersey
B GALLICHAN K LEFEBVRE	Jersey	Vs 14-21, 11-21	L WARING K CHIVERS	Guernsey

Final

Competitor	Country	VS	Competitor	Country
C PREAN L POINTER	Isle of Wight	Vs 21-11, 21-11	L WARING K CHIVERS	Guernsey